

Student's Course Guide

Table of Contents

How to complete and submit a Quiz (Drill Exercise):	2
Important Note on the Quizzes:	4
How to View Your Grades:.....	4
FAQs.....	6

How to complete and submit a Quiz (Drill Exercise):

1. Click on the Quiz you want to complete.

Workbook

Complete the exercises from Chapter 7 of *Introduction to Latin: A Workbook 2e* to practice what you learned in this chapter:

- 7.1 - Section 41: Third Declension Nouns
- 7.2 - Section 41a-b: Third Declension, Masculine, Feminine, and Neuter
- 7.3 - Section 41a-b: Third Declension, Masculine, Feminine, and Neuter
- 7.4 - Section 41a-b: Third Declension, Masculine, Feminine, and Neuter

2. Select Attempt/Re-attempt quiz.

Highest grade: Not yet graded / 100.00.

[Re-attempt quiz](#)

3. Enter answers, select “Next.”

Question 1
Not yet answered
Marked out of 9.00
Flag question

A. Questions. Transformez les phrases suivantes en **questions à réponse oui ou non**.

1. Les étudiants aiment le film.

Avec **est-ce que** : Est-ce que les étudiants aiment le film ?

Avec **n'est-ce pas** : Les étudiants aiment le film, n'est-ce pas ?

Avec **l'inversion** : Les étudiants aiment-ils le film ?

2. Le réalisateur choisit des acteurs connus.

Avec **est-ce que** : Est-ce que le réalisateur choisit des acteurs connus ?

Avec **n'est-ce pas** : Le réalisateur choisit des acteurs connus, n'est-ce pas ?

Avec **l'inversion** : Le réalisateur choisit-il des acteurs connus ?

3. L'acteur joue dans beaucoup de films.

Avec **est-ce que** : Est-ce que l'acteur joue dans beaucoup de films ?

Avec **n'est-ce pas** : L'acteur joue dans beaucoup de films, n'est-ce pas ?

Avec **l'inversion** : L'acteur joue-t-il dans beaucoup de films ?

[Next](#)

4. Click “Submit all and finish” and then confirm.

A. Questions*

Summary of attempt

Question	Status
1	Answer saved

Confirmation

⚠ Once you submit, you will no longer be able to change your answers for this attempt.

Cancel **Submit all and finish**

5. View the score. Place cursor over answer to display correct answer.

Started on Tuesday, 4 September 2012, 08:20 PM
Completed on Tuesday, 4 September 2012, 08:24 PM
Time taken 3 mins 26 secs
Marks 9.00/9.00
Grade 100.00 out of a maximum of 100.00

1
Finish review

Question 1
Correct
Mark 9.00 out of 9.00
Flag question

A. Questions. Transformez les phrases suivantes en *questions à réponse oui ou non*.

1. Les étudiants aiment le film.

Avec *est-ce que* : Est-ce que les étudiants aiment le film ? ✓

Avec *n'est-ce pas* : Les é Correct

Avec *l'inversion* : Les é The correct answer is: Est-ce que les étudiants aiment le film ?
Mark 1.00 out of 1.00

6. When finished, click Finish Review. Reattempt Quiz to achieve higher score.



Important Note on the Quizzes:

Since macrons can be difficult to type, drill exercises do not use macrons. A convenient note is provided on each course page reminding you not to enter macrons (see screen-shot below). Answers with macrons will return a score of “incorrect.”

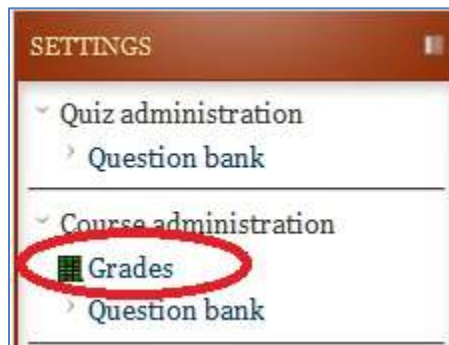
The drill exercises do use diacritical marks. Guides are provided on the course pages showing students how to conveniently and easily enter diacritical marks on all platforms, including iPads (see screen-shot below).

Keep in mind that your answer must be ***an exact match*** with the correct response for the answer to be marked “correct.” Any formatting mistakes such as extra spaces, missing periods, or missing macrons may return an “incorrect” or “unanswered” score.



How to View Your Grades:




Click on “Grades” in the Settings block on the right side of the screen. You may have to scroll down to see it.



View the grades in your gradebook. The default setting is to record your highest grade, although your instructor may change this.

<input checked="" type="checkbox"/> D. Rêves	-	0-100	-	
<input checked="" type="checkbox"/> A. Questions*	100.00	0-100	100.00 %	
<input checked="" type="checkbox"/> B. Chez Julien*	-	0-100		
<input checked="" type="checkbox"/> C. Réponses	-	0-100	-	
<input checked="" type="checkbox"/> D. Remplacements*	-	0-100	-	

FAQs

FAQs: Students	
<p>How do I change my username, name, or password?</p>	<p>To change your name, password, or email address associated with your account, select My Profile in the Settings block.</p> 
<p>How long does my subscription run?</p>	<p>Your subscription will last for the duration of the course you registered for as set by your instructor (max 15 months). Subscriptions for the individual learner's courses are for 1 year.</p>
<p>How do I register?</p>	<p>Visit the home page, http://courses.pullins.com and click on a book for more registration information.</p>
<p>How do I make my page load faster?</p>	<p>View only 1 chapter at a time, so the many hundreds of resources in the site don't need to be displayed simultaneously. To do this, click on the box to the right of the chapter you want to view.</p>  <p>Scroll down and select a chapter from the drop down list to view that one instead:</p> 
<p>Don't see your question? Visit http://moodle.org/ for more information on the Moodle platform, or courses@pullins.com for other inquiries.</p>	